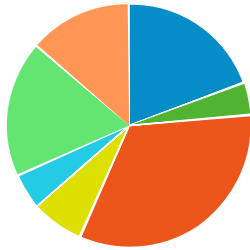


Consumer Spending 5 Miles

Consumer Spending Report (5 mile radius around 2 Courthouse Square)

Apparel (2015)

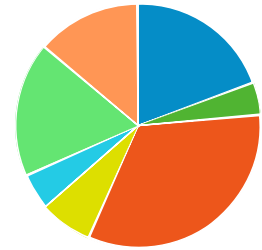
- Men's Apparel
- Boys' Apparel
- Women's Apparel
- Girls' Apparel
- Infants Apparel
- Footwear
- Apparel Services and Accessories



	\$ PER HOUSEHOLD	TOTAL \$000'S
Totals:	\$1,892	\$42,799
Men's Apparel	\$364	\$8,242
Boys' Apparel	\$82	\$1,861
Women's Apparel	\$624	\$14,118
Girls' Apparel	\$131	\$2,972
Infants Apparel	\$90	\$2,056
Footwear	\$340	\$7,702
Apparel Services and Accessories	\$258	\$5,848

Apparel (2020)

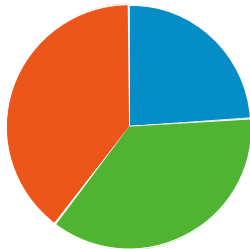
- Men's Apparel
- Boys' Apparel
- Women's Apparel
- Girls' Apparel
- Infants Apparel
- Footwear
- Apparel Services and Accessories



	\$ PER HOUSEHOLD	TOTAL \$000'S
Totals:	\$1,971	\$45,817
Men's Apparel	\$380	\$8,830
Boys' Apparel	\$85	\$1,985
Women's Apparel	\$651	\$15,139
Girls' Apparel	\$136	\$3,172
Infants Apparel	\$94	\$2,197
Footwear	\$350	\$8,140
Apparel Services and Accessories	\$273	\$6,355

Entertainment (2015)

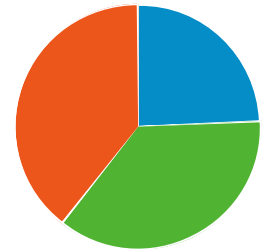
- Fees And Admissions
- Video And Audio Equipment
- Recreational Equipment And Supplies



	\$ PER HOUSEHOLD	TOTAL \$000'S
Totals:	\$3,037	\$68,708
Fees And Admissions	\$726	\$16,422
Video And Audio Equipment	\$1,109	\$25,094
Recreational Equipment And Supplies	\$1,202	\$27,192

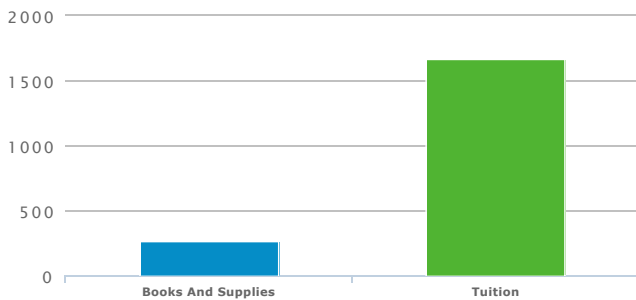
Entertainment (2020)

- Fees And Admissions
- Video And Audio Equipment
- Recreational Equipment And Supplies



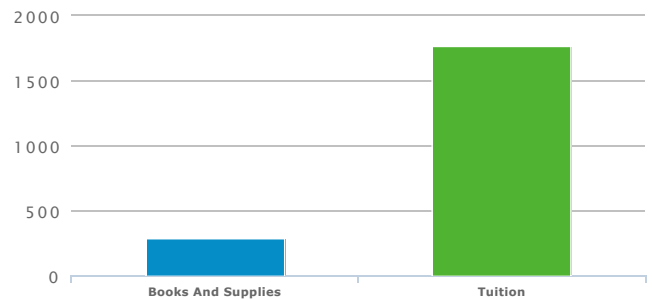
	\$ PER HOUSEHOLD	TOTAL \$000'S
Totals:	\$3,163	\$73,493
Fees And Admissions	\$769	\$17,884
Video And Audio Equipment	\$1,149	\$26,705
Recreational Equipment And Supplies	\$1,244	\$28,904

Education (2015)



	\$ PER HOUSEHOLD	TOTAL \$000'S
Books And Supplies	\$250	\$5,625
Tuition	\$1,650	\$37,083

Education (2020)

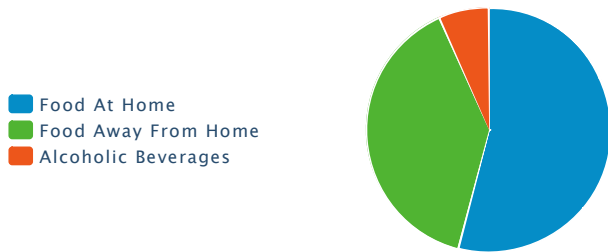


	\$ PER HOUSEHOLD	TOTAL \$000'S
Books And Supplies	\$250	\$5,625
Tuition	\$1,750	\$39,375

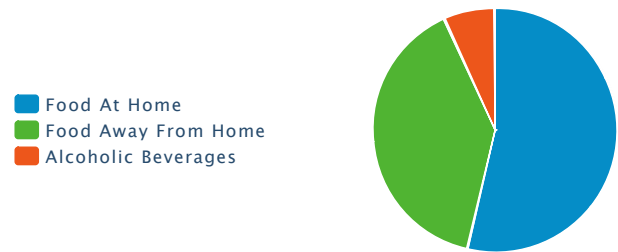
Totals:	\$1,937	\$43,812
Books And Supplies	\$269	\$6,103
Tuition	\$1,667	\$37,709

Totals:	\$2,059	\$47,845
Books And Supplies	\$286	\$6,665
Tuition	\$1,772	\$41,180

Food and Beverages (2015)



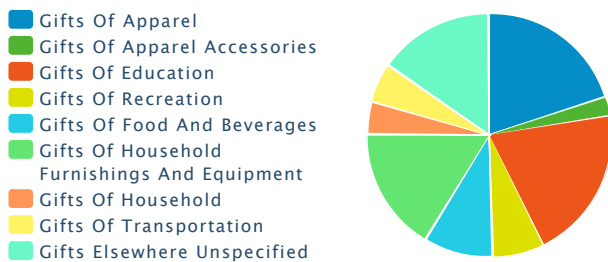
Food and Beverages (2020)



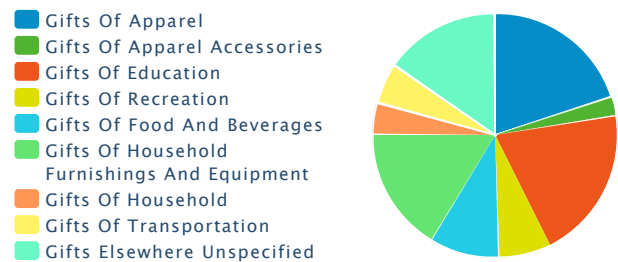
	\$ PER HOUSEHOLD	TOTAL \$000'S
Totals:	\$8,063	\$182,363
Food At Home	\$4,360	\$98,611
Food Away From Home	\$3,164	\$71,580
Alcoholic Beverages	\$538	\$12,171

	\$ PER HOUSEHOLD	TOTAL \$000'S
Totals:	\$8,342	\$193,832
Food At Home	\$4,484	\$104,201
Food Away From Home	\$3,292	\$76,489
Alcoholic Beverages	\$565	\$13,141

Gifts (2015)




Gifts (2020)




	\$ PER HOUSEHOLD	TOTAL \$000'S
Totals:	\$1,319	\$29,843
Gifts Of Apparel	\$262	\$5,937
Gifts Of Apparel Accessories	\$33	\$765
Gifts Of Education	\$266	\$6,021
Gifts Of Recreation	\$90	\$2,038
Gifts Of Food And Beverages	\$121	\$2,748
Gifts Of Household Furnishings And Equipment	\$215	\$4,885
Gifts Of Household	\$56	\$1,284
Gifts Of Transportation	\$69	\$1,582
Gifts Elsewhere Unspecified	\$202	\$4,584

	\$ PER HOUSEHOLD	TOTAL \$000'S
Totals:	\$1,393	\$32,380
Gifts Of Apparel	\$277	\$6,438
Gifts Of Apparel Accessories	\$35	\$831
Gifts Of Education	\$281	\$6,532
Gifts Of Recreation	\$95	\$2,212
Gifts Of Food And Beverages	\$128	\$2,976
Gifts Of Household Furnishings And Equipment	\$228	\$5,301
Gifts Of Household	\$59	\$1,389
Gifts Of Transportation	\$74	\$1,725
Gifts Elsewhere Unspecified	\$214	\$4,976

Household Furnishings (2015)

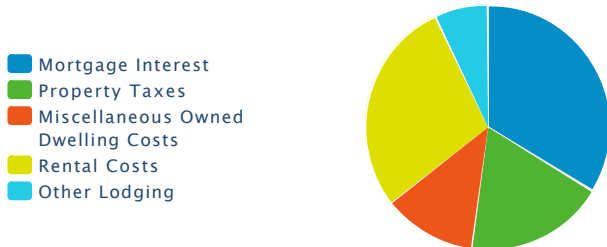


Household Furnishings (2020)



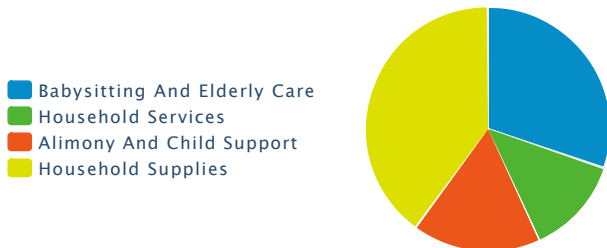
	\$ PER HOUSEHOLD	TOTAL \$000'S
Totals:	\$1,851	\$41,885
Household Textiles	\$115	\$2,618
Furniture	\$470	\$10,647
Floor Coverings	\$25	\$576
Major Appliances	\$238	\$5,403
Housewares And Small Appliances	\$1,001	\$22,641

Shelter (2015)



	\$ PER HOUSEHOLD	TOTAL \$000'S
Totals:	\$11,219	\$253,754
Mortgage Interest	\$3,784	\$85,589
Property Taxes	\$2,066	\$46,733
Miscellaneous Owned Dwelling Costs	\$1,385	\$31,326
Rental Costs	\$3,187	\$72,098
Other Lodging	\$796	\$18,008

Household Operations (2015)

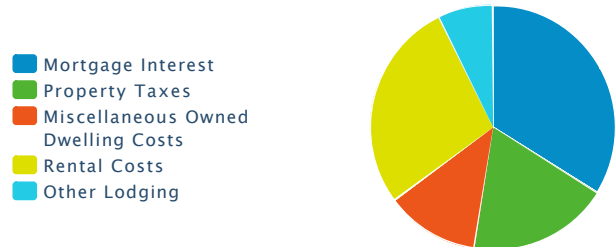


	\$ PER HOUSEHOLD	TOTAL \$000'S
Totals:	\$1,513	\$34,222
Babysitting And Elderly Care	\$456	\$10,319
Household Services	\$196	\$4,447
Alimony And Child Support	\$256	\$5,802
Household Supplies	\$603	\$13,654

Personal Care (2015)

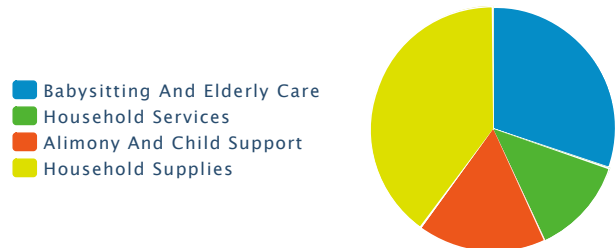
	\$ PER HOUSEHOLD	TOTAL \$000'S
Totals:	\$1,933	\$44,931
Household Textiles	\$120	\$2,798
Furniture	\$493	\$11,457
Floor Coverings	\$27	\$628
Major Appliances	\$248	\$5,784
Housewares And Small Appliances	\$1,044	\$24,264

Shelter (2020)



	\$ PER HOUSEHOLD	TOTAL \$000'S
Totals:	\$11,686	\$271,516
Mortgage Interest	\$3,961	\$92,042
Property Taxes	\$2,170	\$50,425
Miscellaneous Owned Dwelling Costs	\$1,447	\$33,641
Rental Costs	\$3,253	\$75,591
Other Lodging	\$852	\$19,817

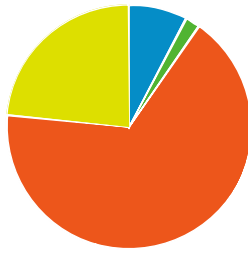
Household Operations (2020)



	\$ PER HOUSEHOLD	TOTAL \$000'S
Totals:	\$1,594	\$37,037
Babysitting And Elderly Care	\$480	\$11,171
Household Services	\$206	\$4,805
Alimony And Child Support	\$270	\$6,292
Household Supplies	\$635	\$14,769

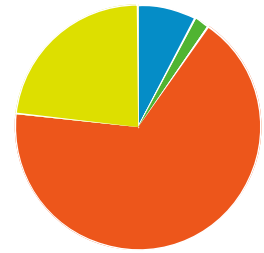
Personal Care (2020)

- Hair Care
- Electric Personal Care Appliances
- Personal Care Services
- Personal Care Products



	\$ PER HOUSEHOLD	TOTAL \$000'S
Totals:	\$708	\$16,023
Hair Care	\$55	\$1,248
Electric Personal Care Appliances	\$13	\$314
Personal Care Services	\$474	\$10,722
Personal Care Products	\$165	\$3,739

- Hair Care
- Electric Personal Care Appliances
- Personal Care Services
- Personal Care Products



	\$ PER HOUSEHOLD	TOTAL \$000'S
Totals:	\$735	\$17,096
Hair Care	\$57	\$1,332
Electric Personal Care Appliances	\$14	\$335
Personal Care Services	\$492	\$11,439
Personal Care Products	\$171	\$3,990

Utilities (2015)

- Natural Gas
- Electricity
- Fuel Oil And Other Fuels
- Telephone Service
- Other Utilities



	\$ PER HOUSEHOLD	TOTAL \$000'S
Totals:	\$4,164	\$94,195
Natural Gas	\$442	\$10,003
Electricity	\$1,583	\$35,816
Fuel Oil And Other Fuels	\$150	\$3,393
Telephone Service	\$1,423	\$32,198
Other Utilities	\$565	\$12,785

Utilities (2020)

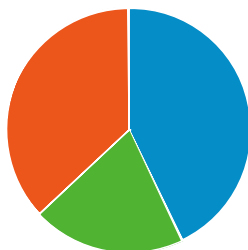
- Natural Gas
- Electricity
- Fuel Oil And Other Fuels
- Telephone Service
- Other Utilities



	\$ PER HOUSEHOLD	TOTAL \$000'S
Totals:	\$4,292	\$99,742
Natural Gas	\$457	\$10,621
Electricity	\$1,629	\$37,866
Fuel Oil And Other Fuels	\$154	\$3,596
Telephone Service	\$1,467	\$34,092
Other Utilities	\$583	\$13,567

Reading (2015)

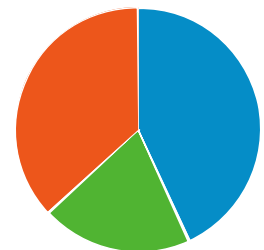
- Newspapers
- Magazines
- Books



	\$ PER HOUSEHOLD	TOTAL \$000'S
Totals:	\$120	\$2,734
Newspapers	\$51	\$1,173
Magazines	\$24	\$561
Books	\$44	\$1,001

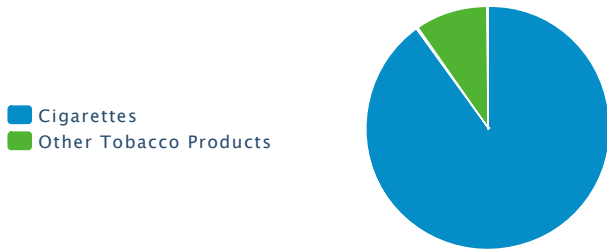
Reading (2020)

- Newspapers
- Magazines
- Books



	\$ PER HOUSEHOLD	TOTAL \$000'S
Totals:	\$125	\$2,927
Newspapers	\$54	\$1,256
Magazines	\$25	\$600
Books	\$46	\$1,071

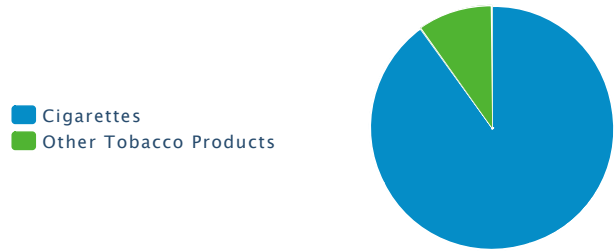
Tobacco (2015)



■ Cigarettes
■ Other Tobacco Products

	\$ PER HOUSEHOLD	TOTAL \$000'S
Totals:	\$347	\$7,854
Cigarettes	\$312	\$7,067
Other Tobacco Products	\$34	\$787

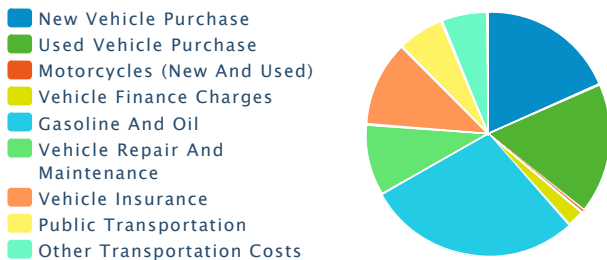
Tobacco (2020)



■ Cigarettes
■ Other Tobacco Products

	\$ PER HOUSEHOLD	TOTAL \$000'S
Totals:	\$353	\$8,224
Cigarettes	\$318	\$7,399
Other Tobacco Products	\$35	\$825

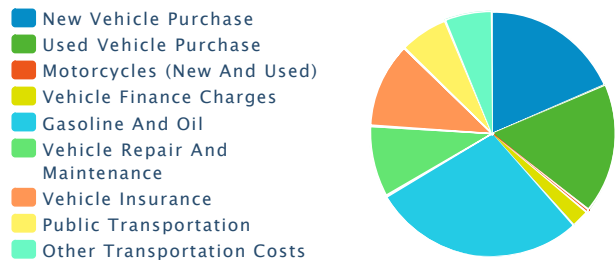
Transportation (2015)



■ New Vehicle Purchase
■ Used Vehicle Purchase
■ Motorcycles (New And Used)
■ Vehicle Finance Charges
■ Gasoline And Oil
■ Vehicle Repair And Maintenance
■ Vehicle Insurance
■ Public Transportation
■ Other Transportation Costs

	\$ PER HOUSEHOLD	TOTAL \$000'S
Totals:	\$10,378	\$234,725
New Vehicle Purchase	\$1,912	\$43,251
Used Vehicle Purchase	\$1,792	\$40,538
Motorcycles (New And Used)	\$43	\$983
Vehicle Finance Charges	\$239	\$5,415
Gasoline And Oil	\$2,940	\$66,503
Vehicle Repair And Maintenance	\$987	\$22,333
Vehicle Insurance	\$1,166	\$26,383
Public Transportation	\$656	\$14,851
Other Transportation Costs	\$639	\$14,467

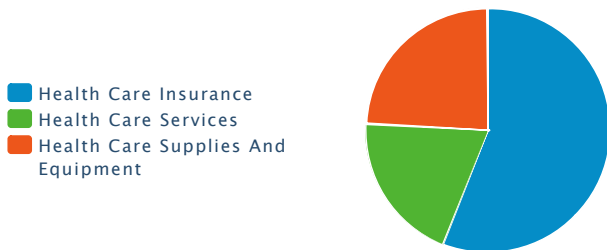
Transportation (2020)



■ New Vehicle Purchase
■ Used Vehicle Purchase
■ Motorcycles (New And Used)
■ Vehicle Finance Charges
■ Gasoline And Oil
■ Vehicle Repair And Maintenance
■ Vehicle Insurance
■ Public Transportation
■ Other Transportation Costs

	\$ PER HOUSEHOLD	TOTAL \$000'S
Totals:	\$10,729	\$249,292
New Vehicle Purchase	\$1,989	\$46,234
Used Vehicle Purchase	\$1,836	\$42,669
Motorcycles (New And Used)	\$44	\$1,031
Vehicle Finance Charges	\$246	\$5,729
Gasoline And Oil	\$3,022	\$70,216
Vehicle Repair And Maintenance	\$1,020	\$23,721
Vehicle Insurance	\$1,202	\$27,943
Public Transportation	\$695	\$16,153
Other Transportation Costs	\$671	\$15,595

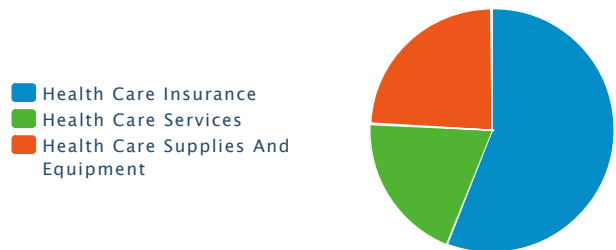
Health Care (2015)



■ Health Care Insurance
■ Health Care Services
■ Health Care Supplies And Equipment

	\$ PER HOUSEHOLD	TOTAL \$000'S
Totals:	\$4,445	\$100,542
Health Care Insurance	\$2,489	\$56,298
Health Care Services	\$883	\$19,985

Health Care (2020)



■ Health Care Insurance
■ Health Care Services
■ Health Care Supplies And Equipment

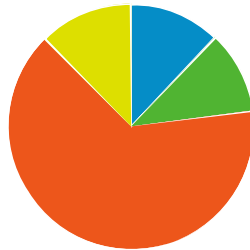
	\$ PER HOUSEHOLD	TOTAL \$000'S
Totals:	\$4,585	\$106,548
Health Care Insurance	\$2,567	\$59,662
Health Care Services	\$911	\$21,169

Health Care Supplies And Equipment	\$1,072	\$24,259
------------------------------------	---------	----------

Health Care Supplies And Equipment	\$1,106	\$25,717
------------------------------------	---------	----------

Miscellaneous Expenses (2015)

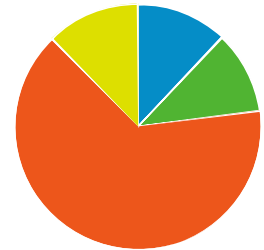
- Legal And Accounting
- Funeral And Cemetery
- Finance Charges Excluding Mortgage And Vehicle
- Other Miscellaneous Expenses



	\$ PER HOUSEHOLD	TOTAL \$000'S
Totals:	\$814	\$18,429
Legal And Accounting	\$98	\$2,221
Funeral And Cemetery	\$89	\$2,024
Finance Charges Excluding Mortgage And Vehicle	\$525	\$11,892
Other Miscellaneous Expenses	\$101	\$2,292

Miscellaneous Expenses (2020)

- Legal And Accounting
- Funeral And Cemetery
- Finance Charges Excluding Mortgage And Vehicle
- Other Miscellaneous Expenses



	\$ PER HOUSEHOLD	TOTAL \$000'S
Totals:	\$842	\$19,579
Legal And Accounting	\$101	\$2,360
Funeral And Cemetery	\$92	\$2,158
Finance Charges Excluding Mortgage And Vehicle	\$543	\$12,626
Other Miscellaneous Expenses	\$104	\$2,435

Personal Insurance (2015)

	\$ PER HOUSEHOLD	TOTAL \$000'S
	\$392	\$8,868

Personal Insurance (2020)

	\$ PER HOUSEHOLD	TOTAL \$000'S
	\$414	\$9,631

Contributions (2015)

	\$ PER HOUSEHOLD	TOTAL \$000'S
	\$2,271	\$51,379

Contributions (2020)

	\$ PER HOUSEHOLD	TOTAL \$000'S
	\$2,422	\$56,287

Retail Potential (2015)

	\$ PER HOUSEHOLD	TOTAL \$000'S
New Car Dealers	\$3,764	\$85,141
User Car Dealers	\$224	\$5,088
Recreational Vehicle Dealers	\$11	\$264
Motorcycle and Boat Dealers	\$161	\$3,662
Auto Parts and Accessories	\$586	\$13,266
Tire Dealers	\$267	\$6,046
Furniture Stores	\$363	\$8,232
Floor Covering Stores	\$131	\$2,970
Other Home Furnishing Stores	\$123	\$2,792
Appliances and Electronics Stores	\$850	\$19,240
Computer Stores	\$1,520	\$34,397
Camera and Photography Stores	\$97	\$2,210
Hardware Stores	\$200	\$4,529
Paint and Wallpaper Stores	\$18	\$413
Home Centers	\$443	\$10,027
Other Building Materials Stores	\$534	\$12,092
Outdoor Power Equipment Stores	\$16	\$377
Nursery and Garden Stores	\$133	\$3,018
Grocery Stores	\$6,185	\$139,895
Convenience Stores	\$262	\$5,928
Meat Markets	\$63	\$1,431
Fish and Seafood Markets	\$14	\$338
Fruit and Vegetable Markets	\$29	\$675

Source: Applied Geographic Solutions, 2015

Other Specialty Food Markets	\$46	\$1,056
Liquor Stores	\$145	\$3,297
Pharmacy and Drug Stores	\$1,300	\$29,424
Costmetics and Beauty Stores	\$55	\$1,257
Optical Goods Stores	\$134	\$3,046
Other Health and Personal Care Stores	\$105	\$2,388
Gasoline Stations with Convenience Stores	\$984	\$22,278
Gasoline Stations without Convenience Stores	\$162	\$3,667
Men's Clothing Stores	\$54	\$1,235
Women's Clothing Stores	\$174	\$3,947
Childrens' and Infant's Clothing Stores	\$97	\$2,196
Family Clothing Stores	\$367	\$8,313
Clothing Accessory Stores	\$19	\$442
Other Apparel Stores	\$43	\$989
Shoe Stores	\$120	\$2,723
Jewelry Stores	\$234	\$5,299
Luggage Stores	\$217	\$4,925
Sporting Goods Stores	\$163	\$3,696
Hobby, Toy, and Game Stores	\$48	\$1,106
Sewing and Needlecraft Stores	\$18	\$417
Musical Instrument Stores	\$39	\$886
Book Stores	\$348	\$7,886
Record, Tape, and CD Stores	\$92	\$2,089
Department Stores	\$2,898	\$65,566
Warehouse Superstores	\$1,245	\$28,177
Other General Merchandise Stores	\$347	\$7,870
Florists	\$28	\$644
Office and Stationary Stores	\$263	\$5,953
Gift and Souvenir Stores	\$85	\$1,931
Used Merchandise Stores	\$56	\$1,270
Pet and Pet Supply Stores	\$114	\$2,595
Art Dealers	\$10	\$244
Mobile Home Dealers	\$0	\$15
Other Miscellaneous Retail Stores	\$114	\$2,599
Mail Order and Catalog Stores	\$2,103	\$47,577
Vending Machines	\$90	\$2,043
Fuel Dealers	\$373	\$8,444
Other Direct Selling Establishments	\$187	\$4,244
Hotels and Other Travel Accomodations	\$139	\$3,157
RV Parks	\$2	\$52
Rooming and Boarding Houses	\$1	\$23
Full Service Restaurants	\$938	\$21,230
Limited Service Restaurants	\$930	\$21,050
Special Food Services and Catering	\$156	\$3,536
Drinking Places	\$84	\$1,918