

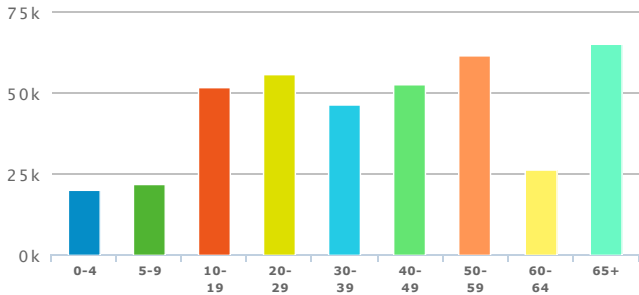
# Demographics 20 Miles

Demographics Report (20 mile radius around 2 Courthouse Square)

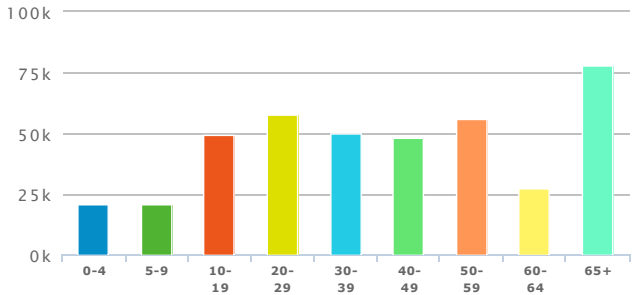
Population (2015)	
	TOTAL
Population (2015)	402,022

Population (2020)	
	TOTAL
Population (2020)	408,369

## Age Distribution (2015)




## Age Distribution (2020)



	TOTAL	%
0-4	20,294	5.05
5-9	21,903	5.45
10-19	51,821	12.89
20-29	55,701	13.86
30-39	46,319	11.52
40-49	52,844	13.14
50-59	61,640	15.33
60-64	26,184	6.51
65+	65,316	16.25

	TOTAL	%
0-4	20,902	5.12
5-9	21,027	5.15
10-19	49,299	12.07
20-29	57,554	14.09
30-39	49,962	12.23
40-49	48,361	11.84
50-59	55,799	13.66
60-64	27,550	6.75
65+	77,915	19.08

## Sex (2015)



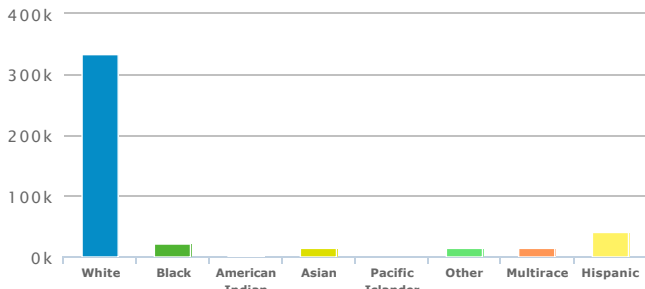
	TOTAL	%
Male	200,240	49.81
Female	201,782	50.19

## Sex (2020)



	TOTAL	%
Male	203,116	49.74
Female	205,253	50.26

### Race and Ethnicity Distribution (2015)

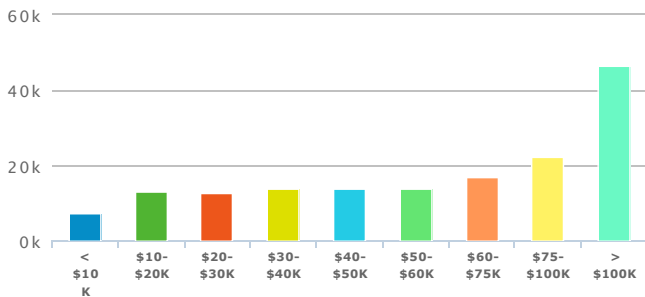


	TOTAL	%
<b>White</b>	<b>332,842</b>	<b>82.79</b>
<b>Black</b>	<b>22,467</b>	<b>5.59</b>
<b>American Indian</b>	<b>2,689</b>	<b>.67</b>
<b>Asian</b>	<b>15,331</b>	<b>3.81</b>
<b>Pacific Islander</b>	<b>214</b>	<b>.05</b>
<b>Other</b>	<b>14,693</b>	<b>3.65</b>
<b>Multirace</b>	<b>13,786</b>	<b>3.43</b>
<b>Hispanic</b>	<b>39,294</b>	<b>9.77</b>

### Total Households (2015)

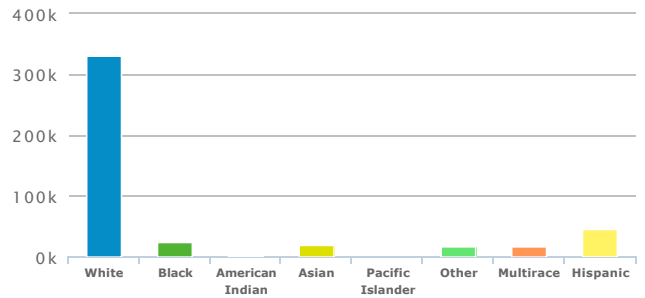
	TOTAL	%
<b>Households</b>	<b>159,589</b>	
<b>Families</b>	<b>103,822</b>	<b>65.06</b>

### Household Income Distribution (2015)



	TOTAL	%
<b>&lt; \$10 K</b>	<b>7,267</b>	<b>4.55</b>
<b>\$10-\$20K</b>	<b>12,919</b>	<b>8.1</b>
<b>\$20-\$30K</b>	<b>12,558</b>	<b>7.87</b>
<b>\$30-\$40K</b>	<b>13,795</b>	<b>8.64</b>
<b>\$40-\$50K</b>	<b>13,703</b>	<b>8.59</b>
<b>\$50-\$60K</b>	<b>13,666</b>	<b>8.56</b>
<b>\$60-\$75K</b>	<b>16,820</b>	<b>10.54</b>
<b>\$75-\$100K</b>	<b>22,484</b>	<b>14.09</b>
<b>&gt; \$100K</b>	<b>46,377</b>	<b>29.06</b>

### Race and Ethnicity Distribution (2020)

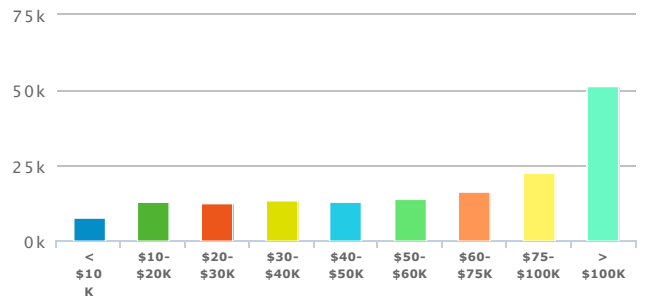


	TOTAL	%
<b>White</b>	<b>331,132</b>	<b>81.09</b>
<b>Black</b>	<b>24,003</b>	<b>5.88</b>
<b>American Indian</b>	<b>3,054</b>	<b>.75</b>
<b>Asian</b>	<b>17,998</b>	<b>4.41</b>
<b>Pacific Islander</b>	<b>229</b>	<b>.06</b>
<b>Other</b>	<b>16,320</b>	<b>4</b>
<b>Multirace</b>	<b>15,633</b>	<b>3.83</b>
<b>Hispanic</b>	<b>46,057</b>	<b>11.28</b>

### Total Households (2020)

	TOTAL	%
<b>Households</b>	<b>163,752</b>	
<b>Families</b>	<b>104,446</b>	<b>63.78</b>

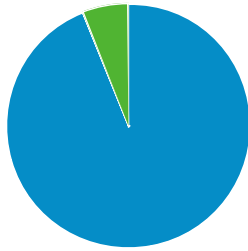
### Household Income Distribution (2020)



	TOTAL	%
<b>&lt; \$10 K</b>	<b>7,500</b>	<b>4.58</b>
<b>\$10-\$20K</b>	<b>12,890</b>	<b>7.87</b>
<b>\$20-\$30K</b>	<b>12,608</b>	<b>7.7</b>
<b>\$30-\$40K</b>	<b>13,349</b>	<b>8.15</b>
<b>\$40-\$50K</b>	<b>12,964</b>	<b>7.92</b>
<b>\$50-\$60K</b>	<b>13,795</b>	<b>8.42</b>
<b>\$60-\$75K</b>	<b>16,556</b>	<b>10.11</b>
<b>\$75-\$100K</b>	<b>22,530</b>	<b>13.76</b>
<b>&gt; \$100K</b>	<b>51,560</b>	<b>31.49</b>

### Labor Force Status (2015)

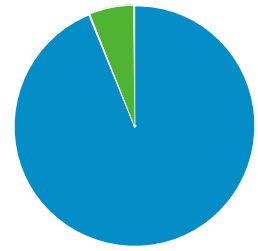
■ Employed  
■ Unemployed



	TOTAL	%
Labor Force	223,491	
Employed	198,662	88.89
Unemployed	12,970	5.8
In Armed Forces	11,859	
Not In Labor Force	107,839	

### Labor Force Status (2020)

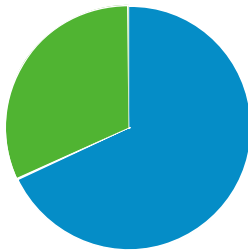
■ Employed  
■ Unemployed



	TOTAL	%
Labor Force	229,202	
Employed	203,881	88.95
Unemployed	13,303	5.8
In Armed Forces	12,018	
Not In Labor Force	110,584	

### Total Number of Housing (2015)

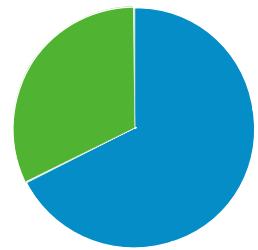
■ Owner-Occupied Dwellings  
■ Renter-Occupied Dwellings



	TOTAL	%
Total Dwellings	173,820	
Owner-Occupied Dwellings	108,803	68.18
Renter-Occupied Dwellings	50,786	31.82
Housing Units Occupied	159,589	91.81

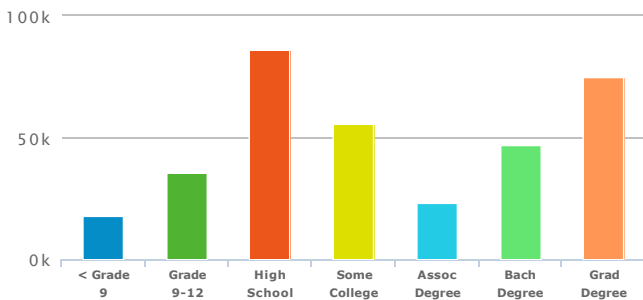
### Total Number of Housing (2020)

■ Owner-Occupied Dwellings  
■ Renter-Occupied Dwellings



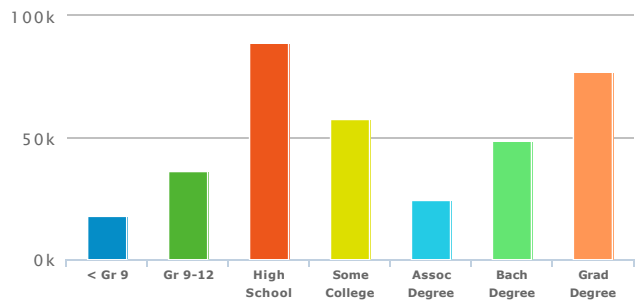
	TOTAL	%
Total Dwellings	178,219	
Owner-Occupied Dwellings	110,646	67.57
Renter-Occupied Dwellings	53,106	32.43
Housing Units Occupied	163,752	91.88

### Education Attainment (2015)



	TOTAL	%
Population Age 25+	341,136	
< Grade 9	17,596	5.16
Grade 9-12	35,443	10.39
High School	86,583	25.38
Some College	55,820	16.36
Assoc Degree	23,495	6.89
Bach Degree	47,087	13.8
Grad Degree	75,112	22.02

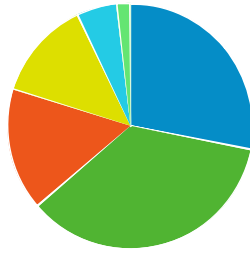
### Education Attainment (2020)



	TOTAL	%
Population Age 25+	351,721	
< Gr 9	18,125	5.15
Gr 9-12	36,595	10.4
High School	89,281	25.38
Some College	57,613	16.38
Assoc Degree	24,255	6.9
Bach Degree	48,523	13.8
Grad Degree	77,329	21.99

**Size of Household (2015)**

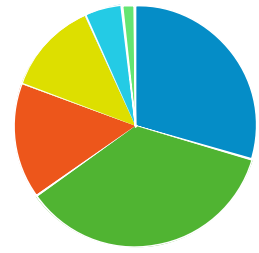
- 1 Person
- 2 Person
- 3 Person
- 4 Person
- 5 Person
- 6+ Person



	TOTAL	%
1 Person	44,472	27.87
2 Person	56,223	35.23
3 Person	25,315	15.86
4 Person	20,705	12.97
5 Person	8,456	5.3
6+ Person	2,819	1.77

**Size of Household (2020)**

- 1 Person
- 2 Person
- 3 Person
- 4 Person
- 5 Person
- 6+ Person



	TOTAL	%
1 Person	48,029	29.33
2 Person	57,759	35.27
3 Person	25,090	15.32
4 Person	20,278	12.38
5 Person	8,295	5.07
6+ Person	2,769	1.69

Source: Applied Geographic Solutions, 2015