

Norwich, Connecticut

General

ACS, 2019–2023	Norwich	State
Current Population	39,992	3,598,348
Land Area <i>mi</i> ²	28	4,842
Population Density <i>people per mi</i> ²	1,425	743
Number of Households	16,840	1,420,170
Median Age	39	41
Median Household Income	\$64,185	\$93,760
Poverty Rate	15%	10%

Economy

Top Industries

Lightcast, 2023 (2 and 3 digit NAICS)	Jobs	Share of Industry
1 Health Care and Social Assistance	4,448	
<i>Ambulatory Health Care Services</i>		30%
2 Government	3,506	
<i>Local Government</i>		80%
3 Retail Trade	1,689	
<i>Motor Vehicle and Parts Dealers</i>		23%
4 Manufacturing	1,543	
<i>Transportation Equip Mfg</i>		34%
5 Transportation and Warehousing	1,006	
<i>Transit & Ground Passenger Transp</i>		42%
Total Jobs, All Industries	17,088	

SOTS Business Registrations

Secretary of the State, March 2025

New Business Registrations by Year

Year	2020	2021	2022	2023	2024
Total	210	316	328	377	363

Total Active Businesses 2,184

Key Employers

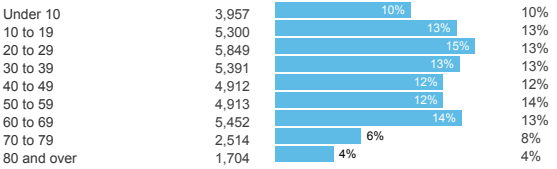
Data from Municipalities, 2025

- William W. Backus Hospital
- City of Norwich (including Norwich Public Utilities)
- State of CT
- U.S Food Service
- United Community & Family Services

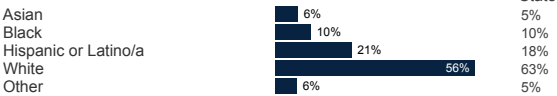
Demographics

ACS, 2019–2023

Age Distribution



Race and Ethnicity

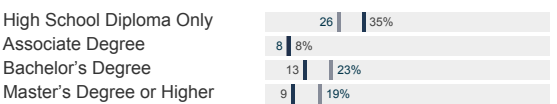


Hispanic includes those of any race. Remaining racial groups include only non-hispanic. 'Other' includes American Indian, Alaska Native, Native Hawaiian, Pacific Islander, two or more races.

Language Spoken at Home



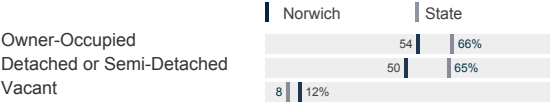
Educational Attainment



Housing

ACS, 2019–2023

	Norwich	State
Median Home Value	\$231,300	\$343,200
Median Rent	\$1,203	\$1,431
Housing Units	19,057	1,536,049



Schools

CT Department of Education, 2024-25

School Districts

	Available Grades	Total Enrollment	Pre-K Enrollment	4-Year Grad Rate (2022-23)
Integrated Day Charter School	PK-8	364	33	
Norwich Free Academy District	9-12	2,097	0	90%
Norwich School District	PK-12	3,291	251	
Statewide	-	508,402	20,762	88%

Smarter Balanced Assessments

Met or Exceeded Expectations, 2023-24

	Math	ELA
Integrated Day Charter School	42%	55%
Norwich Free Academy District		
Norwich School District	19%	25%
Statewide	44%	49%

Norwich, Connecticut

Labor Force


CT Department of Labor, 2024

	Norwich	State
Employed	18,846	1,842,285
Unemployed	795	67,181

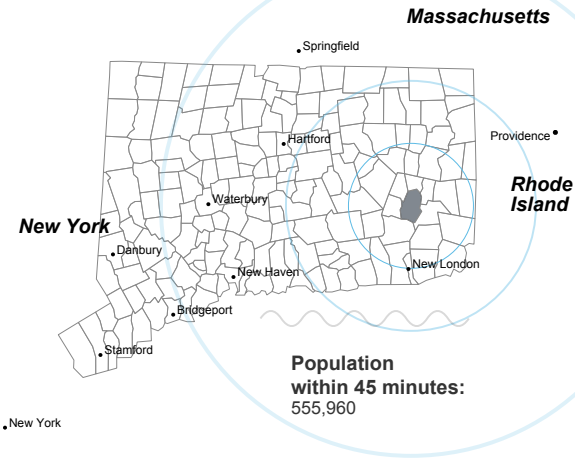
Unemployment Rate

Self-Employment Rate*

*ACS, 2019–2023



Catchment Areas of 15mi, 30mi, and 60mi



Access

ACS, 2019–2023

	Norwich	State
Mean Commute Time *	23 min	26 min
No Access to a Car	9	12%
No Internet Access	7	10%

Commute Mode

Public Transport	1	3%
Walking or Cycling	1	3%
Driving	78	89%
Working From Home *	7	14%

Public Transit

CT <i>transit</i> Service	-
Other Public Bus Operations	Southeast Area Transit District (SEAT)
Train Service	-

* 5 year estimates include pre-pandemic data

Fiscal Indicators

CT Office of Policy and Management, State FY 2021-22

Municipal Revenue

Total Revenue	\$139,621,000
Property Tax Revenue	\$86,156,000
per capita	\$2,153
per capita, as % of state avg.	66%
Intergovernmental Revenue	\$48,907,000
Revenue to Expenditure Ratio	102%

Municipal Expenditure

Total Expenditure	\$136,524,000
Educational	\$93,157,000
Other	\$43,367,000

Grand List

Equalized Net Grand List	\$3,226,101,077
per capita	\$80,634
per capita, as % of state avg.	45%
Commercial/Industrial Share of Net Grand List	22%
Actual Mill Rate	41.98
Equalized Mill Rate	26.76

Municipal Debt

Moody's Rating (2024)	Aa3
S&P Rating (2024)	AA
Total Indebtedness	\$187,333,000
per capita	\$4,682
per capita, as % of state avg.	160%
as percent of expenditures	137%
Annual Debt Service	\$5,387,000
as % of expenditures	4%

About Town Profiles

The Connecticut Town Profiles are two-page reports of demographic and economic information for each of Connecticut's 169 municipalities. Reports for data are available from profiles.ctdata.org

Feedback is welcome, and should be directed to info@ctdata.org

These Profiles can be used free of charge by external organizations, as long as *AdvanceCT* and *CTData Collaborative* are cited. No representation or warranties, expressed or implied, are given regarding the accuracy of this information.